


# Instructions for Using the Canvas Parent App

To use the App you must first setup your account and link it to your child. Those instructions may be found [here](#)

Download and open the [Canvas Parent App](#)  from your [App Store](#).

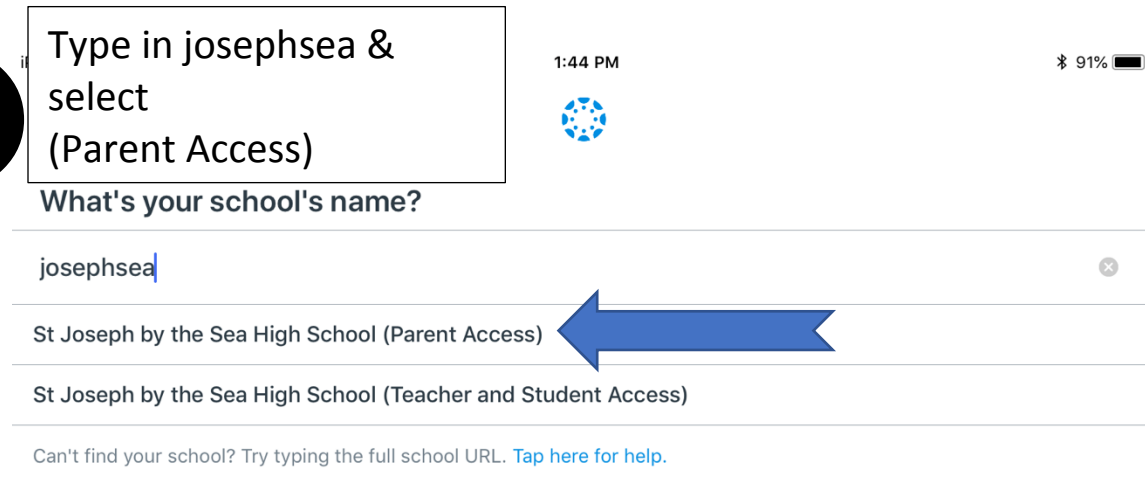


1

Click Find my school

2

Type in josephsea & select (Parent Access)



# Instructions for Using the Canvas Parent App

1:44 PM

canvas.josephsea.org

---



Log In

3

Type in your email address and password you created your account

[Forgot Password?](#)

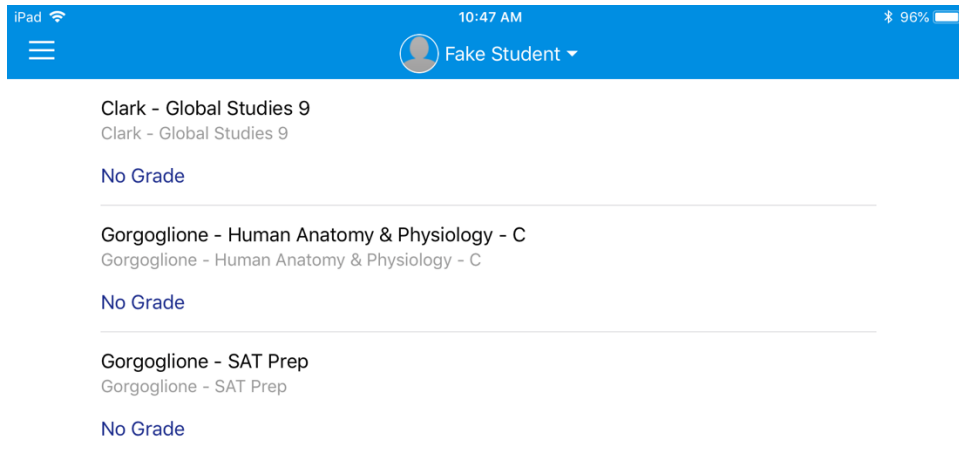
Parent of a Canvas User?

[Create Account](#)

# Instructions for Using the Canvas Parent App

You will see a screen similar to this.

Please Note: “No Grade” does NOT mean there are no grades on the course. It is referring to the Grade Total feature being turned off. Clicking on the course will allow you to see Graded Assignments in a weekly format.

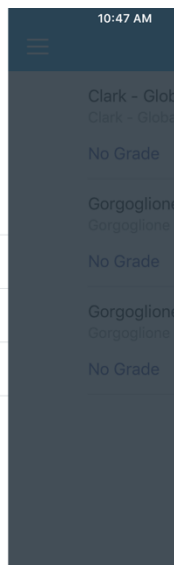
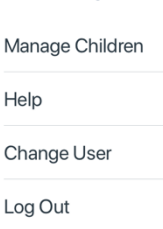
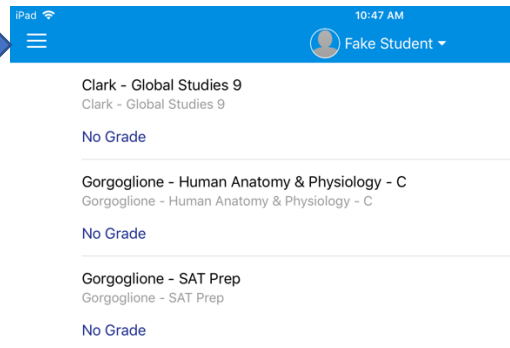


Courses    Week    Alerts

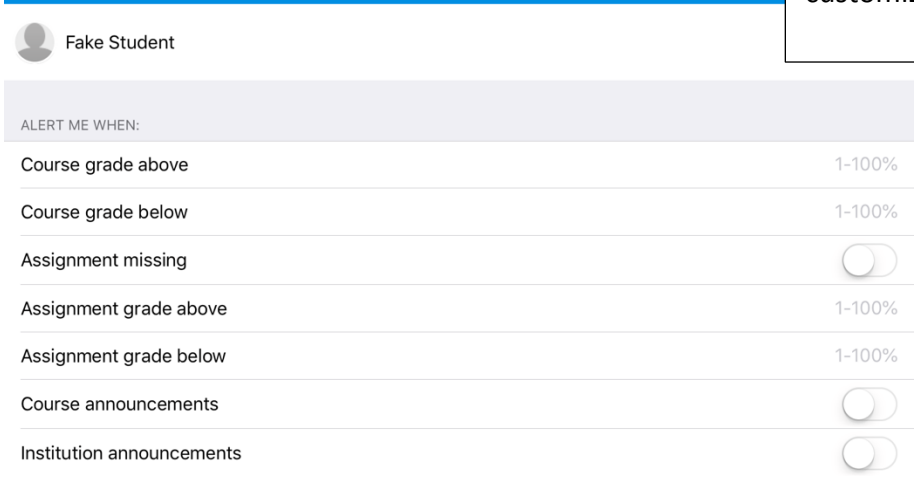
Use these buttons to view course list, scheduled assignments and grades and Alerts

# Instructions for Using the Canvas Parent App

The App Menu is here.  
From there you can set up Alerts and  
Notifications via Manage Children.



A screen shot of the Manage Children screen where you can customize your Alerts



# Instructions for Using the Canvas Parent App